

- Academic Writing
- Specific Vocabulary
- Reading & Understanding
- Rules of Grammar

Block 1

About Me!

- Speaking & Listening
- Capital Letters
- Using descriptive language (colours/ tall/shot)
- Alphabet Sounds
- Blending Sounds
- Letter Formations

Block 2

Listening to Stories

- Comprehension
- Reading Simple Text
- Identifying basic grammar
- Alphabet Sounds
- Blending sounds
- Letter Formations

Block 3

Intro. to Writing

- Speaking Simple Sentences
- Writing Simple Sentences
- Using Adjectives
- Alphabet Sounds
- Blending sounds
- Letter Formations

Block 4

Christmas Stories

- Sequencing Christmas Tales
- Performing a Story
- Using adjectives
- Alphabet Sounds
- Blending sounds
- Accurate Simple Sentences

Block 5

About Tet!

- Learning About Traditions
- Info. Text Features
- Write Information Sentences
- Alphabet Sounds
- Blending sounds
- Letter Formations

Block 6

The Rainbow Fish


- Speaking & Listening
- Capital Letters/ Full Stops
- Reading Aloud to Peers
- Alphabet Sounds
- Blending sounds
- Letter Formations

Block 7

Adventure Stories

- Speaking & Listening
- Capital Letters/ Full Stops
- Using descriptive language
- Using Exciting Adverbs
- Alphabet Sounds
- Blending sounds
- Letter Formations

Curriculum



Block 8

Instructional Texts

- Speaking & Listening
- Presenting to Camera
- Text Features
- Alphabet Sounds
- Blending sounds
- Letter Formations

Block 9

The Lighthouse Keeper's Lunch

- Speaking & Listening
- Capital Letters
- Likes and Dislikes
- Writing in Third Person
- Blending sounds
- Letter Formations

Block 10

Past Tense

- Speaking & Listening
- Reflecting on the Year
- "The best past was ..."
- Blending sounds
- Letter Formations

Ms. Elissa



Block 1

- Protagonist
- Antagonist
- Description and setting
- Narrative perspective

Block 2

- Protagonist
- Antagonist
- Description and setting
- Narrative perspective

Block 3

Speaking and Listening - Debate

- Critical thinking
- Prepared debates
- Argument writing

Christmas Advert

- Creative writing
- Storyboards

Block 4

Speaking and Listening - Debate

- Critical thinking
- Prepared debates
- Argument writing

Christmas Advert

- Creative writing
- Storyboards

Block 5

- Drawing inferences of thoughts and feelings of characters
- Write parallel recounts of events from alternative viewpoints

Block 6


- Drawing inferences of thoughts and feelings of characters
- Write parallel recounts of events from alternative viewpoints

Block 7

Poetry

- Poetry devices
- Write your own poetry
- To portray the life of a WW1 soldier using literary devices
- Analyse poems

Curriculum



Block 8

Poetry

- Poetry devices
- Write your own poetry
- To portray the life of a WW1 soldier using literary devices
- Analyse poems

Block 9

Bone Talk

- Historical fiction
- Explore imperialism
- Historical research
- Writing a story based on a geographical location

Block 10

Bone Talk

- Historical fiction
- Explore imperialism
- Historical research
- Writing a story based on a geographical location

Ms. Elissa



Block 1

Biology

- Adaptation
- Natural Selection
- DNA
- Inheritance
- Genes and Chromosomes

Block 2

Biology

- Adaptation
- Natural Selection
- DNA
- Inheritance
- Genes and Chromosomes

Block 3

Chemical Reactions

- Chemical and physical reactions
- Combustion
- How acids react with metal
- How acids react with carbonates

Block 4

Chemical Reactions

- Chemical and physical reactions
 - Combustion
 - How acids react with metal
- How acids react with carbonates

Block 5

Circulatory System

- Understand the parts of the system
- The heart, blood vessels and blood components
- Dissecting a heart

Block 6

Circulatory System


- Understand the parts of the system
- The heart, blood vessels and blood components
- Dissecting a heart

Block 7

Circuits

- Modelling circuits
- Drawing circuits
- Understanding voltage and resistance
- Finding faults

Curriculum



Block 8

Circuits

- Modelling circuits
- Drawing circuits
- Understanding voltage and resistance
- Finding faults

Block 9

- Identifying reproductive organs
- Understand the purpose of the menstrual cycle
- Journey of gametes
- Stages of pregnancy

Block 10

- Identifying reproductive organs
- Understand the purpose of the menstrual cycle
- Journey of gametes
- Stages of pregnancy

Ms. Elissa



- Academic Writing
- Specific Vocabulary
- Reading & Understanding
- Rules of Grammar

Block 1

News Show

- Weather
- Interview
- Breaking News
- Sports

Block 2

News Show

- Weather
- Interview
- Breaking News
- Sports

Block 3

Ancient Egypt

- How to use prezi
- Presentational devices
- Historical research

Block 4

Ancient Egypt

- How to use prezi
- Presentational devices
- Historical research

Block 5

Computer Science

- Hardware and software
- What is inside a computer
- Build a model

Block 6

Computer Science

- Hardware and software
- What is inside a computer
- Build a model

Block 7

Interactive powerpoint

- Using primary and secondary research to find WW1 facts
- Presenting findings using Google Slides
- To use interactive features

Curriculum



Ms. Elissa

Block 8

Interactive powerpoint

- Using primary and secondary research to find WW1 facts
- Presenting findings using Google Slides
- To use interactive features

Block 9

- Research weather disasters
- Using CapCut
- Crop videos /add text
- How to protect yourself from extreme weather

Block 10

- Research weather disasters
- Using CapCut
- Crop videos /add text
- How to protect yourself from extreme weather



Block 1

Map Reading Skills

- Comprehend different map types and geographical diagrams

International Study

- Research and present geographical information about different nations

Block 2

Map Reading Skills

- Comprehend different map types and geographical diagrams

International Study

- Research and present geographical information about different nations

Block 3

- Compare Arctic and Antarctic
- Identify adaptations in different polar life-forms
- Explain how hemispheres experience seasons

Block 4

- Compare Arctic and Antarctic
 - Identify adaptations in different polar life-forms
- Explain how hemispheres experience seasons

Block 5

- Field Work planning
- Developing Questioning
- Using Data
- Representing Data
- Fieldwork enquiry

Block 6

- Field Work planning
- Developing Questioning
- Using Data
- Representing Data
- Fieldwork enquiry

Block 7

- How can we use the oceans?
- How can we protect the oceans?
- How are oceans suffering?
- What is the Great Barrier Reef

Curriculum



Block 8

- How can we use the oceans?
- How can we protect the oceans?
- How are oceans suffering?
- What is the Great Barrier Reef

Block 9

What is life like in the Alps

- Understand the location and what surrounds the Alps
- Research about tourism in Innsbruck
- Compare Innsbruck to Hoi an in a presentation.

Block 10

What is life like in the Alps

- Understand the location and what surrounds the Alps
- Research about tourism in Innsbruck
- Compare Innsbruck to Hoi an in a presentation.

Ms. Elissa



Block 1

Illustrations

- Harry Potter Illustrations
- Watercolour
- 'Starry Night' by Van Gogh

Block 2

Illustrations

- Harry Potter Illustrations
- Watercolour
- 'Starry Night' by Van Gogh

Block 3

Canopic Jars

- Hieroglyphics
- Animal head drawing
- Pot Design
- Paper mache

Block 4

Canopic Jars

- Hieroglyphics
- Animal head drawing
- Pot Design
- Paper mache

Block 5

Graffiti

- Practice Lettering
- Create Tags
- Create Stencils
- Study Banksy
- Create a final piece

Block 6

Graffiti

- Practice Lettering
- Create Tags
- Create Stencils
- Study Banksy
- Create a final piece

Block 7

WW1

- Use WW1 artists as inspiration (Paul Nash)
- Using different methods to represent the poppy
- Replicate emotion through scenery



Block 8

WW1

- Use WW1 artists as inspiration (Paul Nash)
- Using different methods to represent the poppy
- Replicate emotion through scenery

Block 9

- Research Artists - Roy Lichtenstein / Andy Warhol
- Work together to recreate famous works - Campbell's soup - Marilyn Monroe

Block 10

- Research Artists - Roy Lichtenstein / Andy Warhol
- Work together to recreate famous works - Campbell's soup - Marilyn Monroe

Ms. Elissa



- Academic Writing
- Specific Vocabulary
- Reading & Understanding
- Rules of Grammar

Block 1

Things I like

- Activities
- Positive & negative Opinions
- Verb Ser
- Days of the week
- Time phrases
- Types of films

Block 2

Things I like

- Activities
- Positive & negative Opinions
- Verb Ser
- Days of the week
- Time phrases
- Types of films

Block 3

- Types of films
- Opinions & Time Phrases
- Activities
- Birthday Plans
- Near Future tense

Block 4

- Types of films
- Opinions & Time Phrases
- Activities
- Birthday Plans
- Near Future tense

Block 5

- Jobs
- To say what they do at work
- To say what job they'd like to do
- Opinions
- Adjectival agreements
- What I did at work (preterite tense)

Block 6

- Jobs
- To say what they do at work
- To say what job they'd like to do
- Opinions
- Adjectival agreements
- What I did at work (preterite tense)

Block 7

- Healthy Diet
- Say what food they eat and don't eat
- Active lifestyle - activities
- How often they do activities

Curriculum



Ms. Elissa

Block 8

- Healthy Diet
- Say what food they eat and don't eat
- Active lifestyle - activities
- How often they do activities

Block 9

- Talk about daily routine
- Understand and say the time that you do activities
- Understand body parts
- Talk about ailments
- Talk about getting fit

Block 10

- Talk about daily routine
- Understand and say the time that you do activities
- Understand body parts
- Talk about ailments
- Talk about getting fit



Block 1

Create a drawstring bag

- Research
- Budgeting
- Design and Structure
- Sewing

Block 2

Create a drawstring bag

- Research
- Budgeting
- Design and Structure
- Sewing

Block 3

Food technology

- Experimenting with cookie flavours
- Research, branding and packaging
- Christmas cookies

Block 4

Food technology

- Experimenting with cookie flavours
- Research, branding and packaging
- Christmas cookies

Block 5

- Identify requirements
- Map out design
- Create a prototype using tools
- Tool safety

Block 6

- Identify requirements
- Map out design
- Create a prototype using tools
- Tool safety

Block 7

- Design product
- Design packaging
- Use primary and secondary research to develop ideas
- Production

Curriculum



Block 8

- Design product
- Design packaging
- Use primary and secondary research to develop ideas
- Production

Block 9

- How to make easy recipes so that the students can carry their skills throughout their life
- Practical - Speaking & Listening

Block 10

- How to make easy recipes so that the students can carry their skills throughout their life
- Practical - Speaking & Listening

Ms. Elissa

