

Block 1

About Me!

- Speaking & Listening
- Capital Letters
- Using descriptive language (colours/ tall/shot)
- Alphabet Sounds
- Blending Sounds
- Letter Formations

Block 2

Listening to Stories

- Comprehension
- Reading Simple Text
- Identifying basic grammar
- Alphabet Sounds
- Blending sounds
- Letter Formations

Block 3

Intro. to Writing

- Speaking Simple Sentences
- Writing Simple Sentences
- Using Adjectives
- Alphabet Sounds
- Blending sounds
- Letter Formations

Block 4

Christmas Stories

- Sequencing Christmas Tales
- Performing a Story
- Using adjectives
- Alphabet Sounds
- Blending sounds
- Accurate Simple Sentences

Block 5

About Tet!

- Learning About Traditions
- Info. Text Features
- Write Information Sentences
- Alphabet Sounds
- Blending sounds
- Letter Formations

Block 6

The Rainbow Fish


- Speaking & Listening
- Capital Letters/ Full Stops
- Reading Aloud to Peers
- Alphabet Sounds
- Blending sounds
- Letter Formations

Block 7

Adventure Stories

- Speaking & Listening
- Capital Letters/ Full Stops
- Using descriptive language
- Using Exciting Adverbs
- Alphabet Sounds
- Blending sounds
- Letter Formations

Curriculum



Ms. Stella

Block 8

Instructional Texts

- Speaking & Listening
- Presenting to Camera
- Text Features
- Alphabet Sounds
- Blending sounds
- Letter Formations

Block 9

The Lighthouse Keeper's Lunch

- Speaking & Listening
- Capital Letters
- Likes and Dislikes
- Writing in Third Person
- Blending sounds
- Letter Formations

Block 10

Past Tense

- Speaking & Listening
- Reflecting on the Year
- "The best past was ..."
- Blending sounds
- Letter Formations



- Focus:
- Writing accurate sentences
 - Specific Vocabulary
 - Reading & Understanding
 - Presenting Ideas/ findings

Block 1

- Number & Place Value
- Four Operations
- Addition
- Subtraction
- Mental maths strategies

Block 2

- Number & Place Value
- Four Operations
- Addition
- Subtraction
- Mental maths strategies

Block 3

- Fractions
- Multiplication
- Division

Block 4

- Fractions
- Multiplication
- Division

Block 5

- Multiplication
- Division
- Fractions
- Decimals
- Percentages


Block 6

- Multiplication
- Division
- Fractions
- Decimals
- Percentages

Block 7

- Decimals
- Percentages
- Measurement: Perimeter and Area
- Statistics
- Shape

Curriculum



Block 8

- Decimals
- Percentages
- Measurement: Perimeter and Area
- Statistics
- Shape

Block 9

- Position and direction
- Decimals
- Negative numbers
- Converting units

Block 10

- Position and direction
- Decimals
- Negative numbers
- Converting units

Ms. Stella



Block 1

- Number & Place Value
- Four Operations
- Addition
- Subtraction
- Mental maths strategies

Block 2

- Number & Place Value
- Four Operations
- Addition
- Subtraction
- Mental maths strategies

Block 3

- Fractions
- Multiplication
- Division

Block 4

- Fractions
- Multiplication
- Division

Block 5

- Multiplication
- Division
- Fractions
- Decimals
- Percentages


Block 6

- Multiplication
- Division
- Fractions
- Decimals
- Percentages

Block 7

- Decimals
- Percentages
- Measurement: Perimeter and Area
- Statistics
- Shape

Curriculum



Ms. Stella

Block 8

- Decimals
- Percentages
- Measurement: Perimeter and Area
- Statistics
- Shape

Block 9

- Position and direction
- Decimals
- Negative numbers
- Converting units

Block 10

- Position and direction
- Decimals
- Negative numbers
- Converting units



Block 1

- Transferable tools (icons)
- Shapes & Arranging
- Inserting Media
- Manipulating Shapes
- Magazine Front Cover Design

Block 2

- Transferable tools (icons)
- Shapes & Arranging
- Inserting Media
- Manipulating Shapes
- Magazine Front Cover Design

Block 3

- Opening Screen
- Animations
- Inserting Media
- Hyperlinks
- Is it a credible source?

Block 4

- Opening Screen
- Animations
- Inserting Media
- Hyperlinks
- Is it a credible source?

Block 5

- Sketch stage
- Import Image
- Polyline skills
- Filling colour
- Manipulating colour and shape

Block 6

- Sketch stage
- Import Image
- Polyline skills
- Filling colour
- Manipulating colour and shape

Block 7

- Existing Products
- 'Trademark'
- Removing Background
- Using shape to make text pop!
- Evaluation

Curriculum



Ms. Stella

Block 8

- Existing Products
- 'Trademark'
- Removing Background
- Using shape to make text pop!
- Evaluation

Block 9

- Branding
- Logo Positioning
- Horizontal & vertical 'flip'
- Rotation
- Manipulating text/ shape/ images

Block 10

- Branding
- Logo Positioning
- Horizontal & vertical 'flip'
- Rotation
- Manipulating text/ shape/ images



Block 1

Why do oceans matter?

- Importance of oceans
- Great Barrier Reef
- Coral Reefs
- Supporting the ocean
- Marine environment

Block 2

Why do oceans matter?

- Importance of oceans
- Great Barrier Reef
- Coral Reefs
- Supporting the ocean
- Marine environment

Block 3

Life in the Alps

- Majestic Peaks, Stunning Vistas
- Key Features' Geographical Spots
- Diverse Vegetation
- Local Area's Vital Concerns

Block 4

Life in the Alps

- Majestic Peaks, Stunning Vistas
- Key Features' Geographical Spots
- Diverse Vegetation
- Local Area's Vital Concerns

Block 5

- Deserts
- Characteristics of a desert biome
- Geographical locations and features of deserts
- Uses and threats

Block 6

- Deserts
- Characteristics of a desert biome
- Geographical locations and features of deserts
- Uses and threats

Block 7

- Energy
- Importance of energy
- Renewable energy
- How different countries generate energy
- Best practices
- Solar panels

Curriculum



Block 8

- Energy
- Importance of energy
- Renewable energy
- How different countries generate energy
- Best practices
- Solar panels

Block 9

- Global warming and change in population
- Birth & death rates
- Migration
- Climate change impacts
- Environmental Impacts

Block 10

- Global warming and change in population
- Birth & death rates
- Migration
- Climate change impacts
- Environmental Impacts

Ms. Stella



Creative English (Talking about my work)

- Focus:**
- Writing accurate sentences
 - Specific Vocabulary
 - Reading & Understanding
 - Presenting Ideas/ findings

Block 1

(James Rizzi - American Pop Artist)

- Colour
- Composition
- Proportion
- Pop Art & Graphic techniques

Block 2

(James Rizzi - American Pop Artist)

- Colour
- Composition
- Proportion
- Pop Art & Graphic techniques

Block 3

(Georgia O'Keeffe - American Modernist artist)

- Exploring Modernism and Precisionism
- Still-life and desertscapes
- Fundamental techniques of pastels and watercolour.

Block 4

(Georgia O'Keeffe - American Modernist artist)

- Exploring Modernism and Precisionism
- Still-life and desertscapes
- Fundamental techniques of pastels and watercolour.

Block 5

- Madhubani
- Exploring ancient Indian Folk Art and techniques
- Natural tools and dyes

Block 6


- Madhubani
- Exploring ancient Indian Folk Art and techniques
- Natural tools and dyes

Block 7

Shaun Tan

- Explore surrealism, fantasy & realism
- Inspiration & creative process
- Power of visual storytelling through illustrations using symbolism
- Texture & layering techniques

Curriculum



Block 8

Shaun Tan

- Explore surrealism, fantasy & realism
- Inspiration & creative process
- Power of visual storytelling through illustrations using symbolism
- Texture & layering techniques

Block 9

- Construct Set Design
- Object Animation shapes/colour
- Storytelling
- Employ Symbolic Imagery
- Master Framing & Layering Techniques

Block 10

- Construct Set Design
- Object Animation shapes/colour
- Storytelling
- Employ Symbolic Imagery
- Master Framing & Layering Techniques

Ms. Stella



Block 1

Free Time

- Free time activities
- Opinions
- Reasons

Block 2

Free Time

- Free time activities
- Opinions
- Reasons

Block 3

Describing & Numbers Vocabulary Games

Block 4

Describing & Numbers Vocabulary Games

Block 5

- Countries
- Transport
- Introduce verb or in past tense (fui/fue/fuimos)
- exclamations
- holiday activities and diary's

Block 6

- Countries
- Transport
- Introduce verb or in past tense (fui/fue/fuimos)
- exclamations
- holiday activities and diary's

Block 7

- Describing the last day on holiday
- Using the preterite of **er** and **ir** verbs
- Saying what your holiday was like
- Using the preterite of **ser**

Curriculum



Ms. Stella

Block 8

- Describing the last day on holiday
- Using the preterite of **er** and **ir** verbs
- Saying what your holiday was like
- Using the preterite of **ser**

Block 9

Saying what your holiday was like
Using the preterite of **ser**
Writing a dialogue
S/L/W holiday experiences:
Adonde fuiste..
Que hiciste..
Como te fue

Block 10

Saying what your holiday was like
Using the preterite of **ser**
Writing a dialogue
S/L/W holiday experiences:
Adonde fuiste..
Que hiciste..
Como te fue



Block 1

- Primary & secondary research
- Create logo / slogan
- Design packaging
- Create the final product

Block 2

- Primary & secondary research
- Create logo / slogan
- Design packaging
- Create the final product

Block 3

- Inquiry
- Design brief
- Primary, Secondary research
- Resolution
- Evaluation

Block 4

- Inquiry
- Design brief
- Primary, Secondary research
- Resolution
- Evaluation

Block 5


- Storybook Character Mask
- Character analysis
- Market research
- Design process
- Materials selection
- Construction techniques

Block 6

- Storybook Character Mask
- Character analysis
- Market research
- Design process
- Materials selection
- Construction techniques

Block 7

- Research
- Budgeting
- Marketing communication
- Pricing
- Resource Acquisition
- Food preparation & Production
- Customer Service



Ms. Stella

Block 8

- Research
- Budgeting
- Marketing communication
- Pricing
- Resource Acquisition
- Food preparation & Production
- Customer Service

Block 9

- Tackling real-life design brief
- Primary & secondary Research with interviews
- Menu Design
- Drink creation

Block 10

- Tackling real-life design brief
- Primary & secondary Research with interviews
- Menu Design
- Drink creation

